





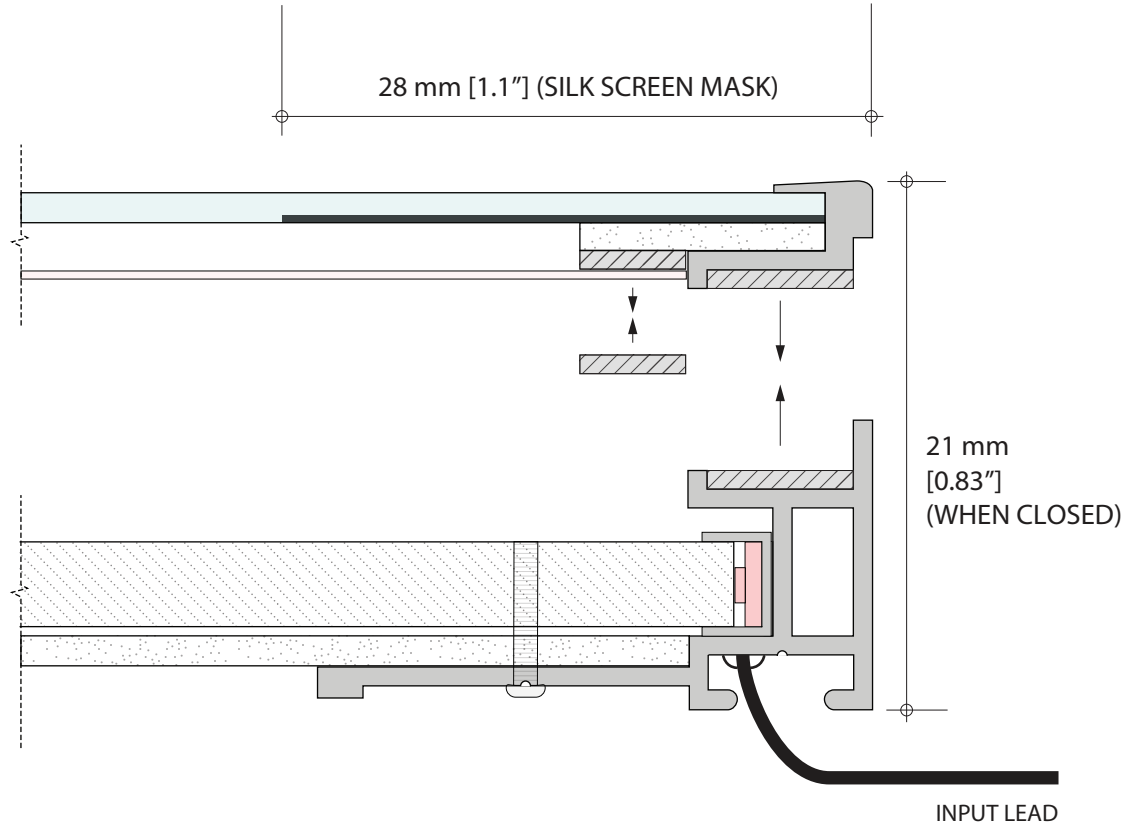


Elume SlimBox | Magnetic Lid Frame - Profile Drawing

MODEL: ELSB-12e

LEGEND	SYMBOL
28 mm [1.1"] BLACK SILK SCREEN MASK	
3 mm [0.1"] PROTECTIVE CLEAR ACRYLIC COVER	
SECURING MAGNETS	
TRANSPARENCY GRAPHIC/ARTWORK	
ELUME ACRYLIC LED LIGHT GUIDE PANEL	
WHITE REFLECTIVE FOAM BOARD	



SCALE:	CHECKED BY:		NO.	REVISION:	DATE:
JOB NUMBER:	DETAILED BY:	DATE:	NO.	REVISION:	DATE:
JOB TITLE: Elume SlimBox Magnetic Lid Frame - Profile Drawing			DRAWING TITLE:		DWG. NUMBER: ELSB-12e